

**SOCIAL
SECURITY
WORKS
FOR
THE NORTHERN
MARIANA
ISLANDS**

2019 Report



socialsecurityworks.org

Our *Social Security Works for America* series of reports is written for public officials, members of the press, advocates and other concerned citizens. In addition to providing information about Social Security's history, character and vitality, as well as relating compelling, real-life stories, every report includes statistics about the number of people who receive benefits, the types of benefits they receive, and the total amount of funds flowing from Social Security into each state, including its congressional districts. Reports are available online for all 50 states, the District of Columbia, Puerto Rico, American Samoa, Guam, the Northern Mariana Islands and the U.S. Virgin Islands. A national report, "[Social Security Works for the United States](#)," is also available.

Please note that a short fact sheet summarizing the data in this report can be found at the end of the report, directly following the endnotes.

For Social Security data at the congressional district level, please see "Appendix 1: Social Security Works for the Northern Mariana Islands's Congressional District," toward the back of the report, just before the endnotes.



The mission of Social Security Works is to protect and improve the economic status of all Americans, especially disadvantaged and at-risk populations, and, in so doing, to promote social justice for current and future generations of children as well as young, middle-aged and older adults.

www.socialsecurityworks.org



The Strengthen Social Security Coalition is made up of more than 350 national and state organizations, representing more than 50 million Americans. The Coalition is united around core principles, which include that Social Security benefits should be expanded, and the belief that our nation's Social Security, Medicare and Medicaid systems are fundamental to the well-being of America's families and to the type of nation we are and want to be...

www.strengthensocialsecurity.org

Suggested Reading

The Truth about Social Security: The Founders' Words Refute Revisionist History, Zombie Lies, and Common Misunderstandings by Nancy Altman (Strong Arm Press, 2018) (amzn.to/2P6Qmuj)

Social Security Works! Why Social Security Isn't Going Broke and How Expanding It Will Help Us All by Nancy Altman and Eric Kingson (New Press, 2015) (amzn.to/1uBmbce)

Agrarian Justice: With a new Foreword, "Social Security, Thomas Paine, and the Spirit of America" (Amazon, May 2015) (amzn.to/1K4LujF)

Acknowledgements

Like our Social Security system, this report would not have been possible without the foresight and hard work of a number of people.

Many people shared in the writing, design and production of our seventh set of state reports. We are especially grateful to Alex Abbott, Policy & Research Specialist at Social Security Works (SSW), the lead researcher, who verified all the data for this report. Jasmine Jefferson, SSW's Legislative Director, managed the project, and provided vital assistance in drafting the report and appendices. Linda Benesch, SSW's Communications Director, helped author the report text. Michael Phelan, SSW's Deputy Director, managed the production of the report.

Very importantly, we want to thank Gus, Suzie, Ruby and Mike for sharing their stories and views about the importance of Social Security to their lives. Graphic design was provided by SSW Digital Associate, Paige Kelly. We thank Grace Youn, All Means All intern, for collecting much of the data for this report.

Social Security Works also benefited from the work and commitment of others who provided research and analysis for this report. The Center on Budget and Policy Priorities generously shared with us calculations on the number of seniors in various demographic groups lifted out of poverty by Social Security in 2016 and 2017, from CBPP's 2018 report, "Social Security Lifts More Americans Above Poverty Than Any Other Program."

Any errors, and all interpretations of the data, are our own.

We hope the report is useful to you as you work to strengthen Social Security in its 84th anniversary year. Please contact our Communications Director, Linda Benesch (lbenesch@socialsecurityworks.org), if you have questions about the report.

Eric R. Kingson
Chair
Social Security Works Board of Directors

Nancy Altman
President
Social Security Works

Alex Lawson
Executive Director
Social Security Works

Introduction & Summary



“We can never insure one-hundred percent of the population against one-hundred percent of the hazards and vicissitudes of life. But we have tried to frame a law which will give some measure of protection to the average citizen and to his family against the loss of a job and against poverty-ridden old age. This law, too, represents a cornerstone in a structure which is being built but is by no means complete. It is a structure intended to lessen the force of possible future depressions. It will act as a protection to future Administrations against the necessity of going deeply into debt to furnish relief to the needy. The law will flatten out the peaks and valleys of deflation and of inflation. It is, in short, a law that will take care of human needs and at the same time provide for the United States an economic structure of vastly greater soundness.”

—Franklin D. Roosevelt, August 14, 1935

In 1935, when President Franklin D. Roosevelt signed the Social Security Act into law, he called it a cornerstone of a structure to be maintained and built upon by and for future generations.

Since then, we have expanded Social Security carefully and deliberately. Life insurance for survivors was added in 1939—initially for widows and dependent children, but later extended to widowers as well. Disability Insurance benefits were added in 1956. The automatic cost-of-living adjustment, added in 1972, was created to ensure that benefits retained their purchasing power over many years. We built, maintained and strengthened Social Security for a reason: to enable working men and women to protect themselves and their families, and because we, as a nation, value hard work, human dignity and caring for our parents, our children, our spouses, our neighbors and ourselves.

This report highlights the success of Social Security in the Northern Mariana Islands and the nation. The numbers tell part of the story—how many people receive benefits in the Northern Mariana Islands; how many dollars flow into these jurisdictions in a year; the types of benefits paid and the wide range of people who receive them. Alongside these numbers, this report presents the stories of hard-working families

whose lives have been made more secure by the protections they have earned.

As you read through this report, we urge you to think of the people you know: Family members who live in dignity in old age because they can count on a Social Security check, each and every month—checks that they or another family member have earned. Workers who are able to support themselves and their families after a severe and work-ending disability. Widowed spouses and children who can remain financially stable after a worker’s untimely death.

With millions of beneficiaries spending their monthly benefits on food and other necessities, think about how Social Security is the lifeblood of many small businesses and local economies, always present and always supporting jobs that stay in America.

Think, too, of how Social Security, like the nation’s highway system, is part of a rich legacy of those who came before.

Social Security Works

As we celebrate the 84th anniversary of the enactment of Social Security—and the 63rd anniversary of the addition of its vital disability protections—it is time to recall the contributions that our Social Security system has made to American economic security. For eight decades, even as our nation has endured wars, political crises, and severe economic recessions, Social Security has never missed a payment. It has paid every dollar of earned benefits, on time and in full.

Before the creation of Social Security, poverty among older Americans was pervasive. In 1934, President Roosevelt's Committee on Economic

Security estimated that “at least one-half” of all Americans aged 65 and older were poor,¹ and relied on family, friends and private charity for support—if that was available to them. Those who had no other option went, literally, to the poor house. In addition to short-term measures designed to address the immediate crisis of the Great Depression, F.D.R. championed Social Security old-age insurance in 1935 to ensure that current and future generations of Americans could enjoy a measure of security in their later years. By 1959, when the Census first began to officially count the poor, poverty among older Americans had declined to 35 percent [Figure 1].

Figure 1

ELDERLY POVERTY BEFORE AND AFTER SOCIAL SECURITY IN THE UNITED STATES, 1935–2013



Source: 1934: Committee on Economic Security, “Report of the Committee on Economic Security,” January 15, 1935. 1959–2013: Economic Policy Institute, “Per Capita Social Security Expenditures and the Elderly Poverty Rate, 1959–2013,” *The State of Working America, 12th Edition* (accessed May 20, 2015).

Poverty among seniors continued to fall over the course of the 20th century—to 25 percent in 1970, then to about 10 percent in 2000, where it has remained since.² Research suggests that much of the decline in elderly poverty between 1967 and 2000 can be attributed to expansions in our Social Security system.³

In 2018, Social Security paid \$989 billion in benefits to nearly 63 million beneficiaries—about 1 in 5 (20.4 percent) Americans and 1 in 3 (31.2 percent) households.⁴ These benefits extend beyond Social Security’s original retirement protections for seniors; today, they include disability and survivors’ protections as well. Over 16 million people under age 65 currently receive Social Security benefits—over 1 in 4 (26.0 percent) beneficiaries.⁵

In addition to being a vital source of retirement protection for seniors, Social Security is the nation’s largest and most generous children’s program. Virtually all American children are insured in the event of the death, disability, or old age of the workers whose wages support them. In 2013, an estimated 8.5 million children under age 18 either directly or indirectly received support from Social Security, 11.6 percent of the nation’s children. These included an estimated 3.2 million children who received Social Security benefits directly, as well as 5.3 million children living in a household with family members who receive benefits.⁶ Social Security’s child protections extend beyond children under 18; in 2017, 125,000 students ages 18-19 received benefits, as well as 1.1 million disabled adult

children.⁷

Social Security benefits are modest. The average annual benefit for all beneficiaries was \$15,456 in 2017, and \$16,850 for retired workers—just barely enough to keep an individual out of poverty.⁸ Despite their modesty, Social Security’s benefits are vital for the vast majority of those who receive them, young and old alike. Among elderly beneficiaries, 48% of married couples and 69% of unmarried persons relied on Social Security for at least half of their income in 2018.⁹ And Social Security benefits lifted 22.1 million Americans out of poverty in 2017, including 1.1 million children.¹⁰

Social Security Provides Crucial Insurance Protections against Disability and Death

Since 1956, Social Security Disability Insurance (SSDI) has provided vital protections against a risk that all Americans face: the experience of a life-altering disability that makes any kind of substantial work impossible. When workers who have paid into Social Security are no longer able to support themselves through work, as defined by the program’s strict eligibility criteria, they can expect to have a portion of their wages replaced by SSDI. For these workers with disabilities and their families, Social Security is a lifeline. Nearly 6 in 10 non-institutionalized SSDI beneficiaries rely on Social Security benefits for 75 percent or more of their incomes.¹¹ Yet, even with Social Security’s vital protections, nearly 1 in 5 SSDI beneficiaries remains in poverty.¹²

Through their hard work and Social Security contributions, nearly all working Americans earn Social Security’s retirement, disability and survivors’ protections for themselves and their families. Indeed, Social Security is the primary disability and life insurance protection for most Northern Mariana Islands workers. In 2018, only three-fifths (60 percent) of all private workers in the United States had access to employer-sponsored life insurance, and only 34 percent had access to long-term disability insurance.¹³ In contrast, virtually all workers are insured



for Social Security's disability and survivors' benefits. These protections are significant: A 30-year-old worker with a spouse and two young children, earning \$30,000-\$35,000, has earned Social Security benefits equivalent to over \$703,000 in disability insurance protections and over \$674,000 in life insurance protections.¹⁴ Today, more than 224 million working Americans have earned full Social Security protection for themselves and their families.¹⁵

No one expects to experience a life-altering disability or die during their working years. Yet the chances that working Americans will need Social Security's disability and/or survivor protections before reaching retirement are significant. Nationwide, an estimated 1 in 3 young adults entering the workforce today will die or become disabled before reaching their full retirement age. Over 1 in 4 will experience a severe and work-ending disability, and 1 in 16 will die.¹⁶ Social Security provides peace of mind at every age, insuring workers and their families against lost wages due to old age, disability or death.

Social Security Works for the Northern Mariana Islands's Residents and Economy [Figure 2]

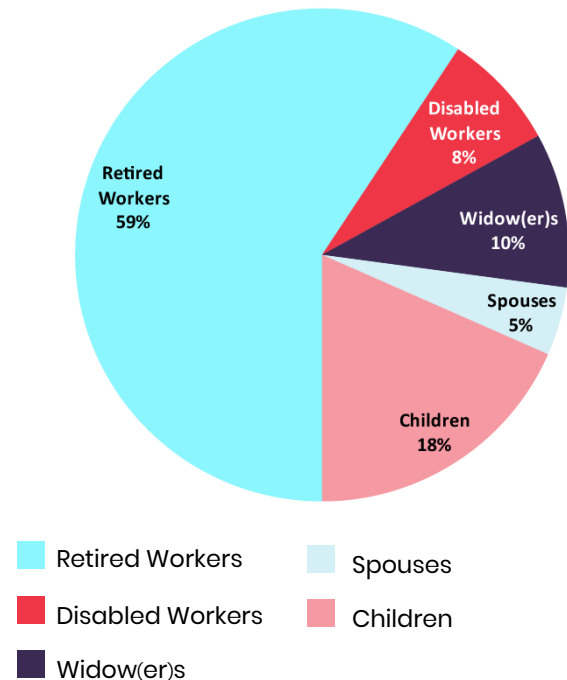
- Social Security provided benefits to 2,955 Northern Mariana Islanders in 2017.¹⁷
- Northern Mariana Islanders received Social Security benefits totaling \$24.0 million in 2017.¹⁸
- The average Social Security benefit in Northern Mariana Islands was \$14,118 in 2017.¹⁹

Social Security Works for the Northern Mariana Islands's Seniors²⁰

- Social Security provided benefits to 1,693 of the Northern Mariana Islands's retired workers in 2017, 3 in 5 (57.3 percent)

Figure 2

THE NORTHERN MARIANA ISLANDS'S SOCIAL SECURITY BENEFICIARIES, 2018



Source: Social Security Administration, 2019

beneficiaries [Figure 2].²¹

- The typical benefit received by a retired worker in the Northern Mariana Islands was \$7,332 in 2017.²²

Social Security Works for the Northern Mariana Islands's Women

- Social Security provided benefits to 139 Northern Mariana Islands spouses in 2017, 1 in 21 (4.7 percent) beneficiaries [Figure 2].²³

Social Security Works for the Northern Mariana Islands's Widow(er)s

- Social Security provided survivors benefits to 305 Northern Mariana Islands widow(er)s in 2017, 1 in 10 (10.3 percent) Northern Mariana Islands beneficiaries [Figure 2].²⁴
- The typical benefit received by a widow(er) in the Northern Mariana Islands was \$7,512 in 2017.²⁵

Social Security Works for the Northern Mariana Islands's Workers with Disabilities²⁶

- Social Security provided disability benefits to 234 Northern Mariana Islands workers in 2017, 1 in 13 (7.9 percent) Northern Mariana Islands beneficiaries [Figure 2].²⁷
- The typical benefit received by a disabled worker beneficiary in the Northern Mariana Islands was \$9,540 in 2017.²⁸

Social Security Works for the Northern Mariana Islands's Children

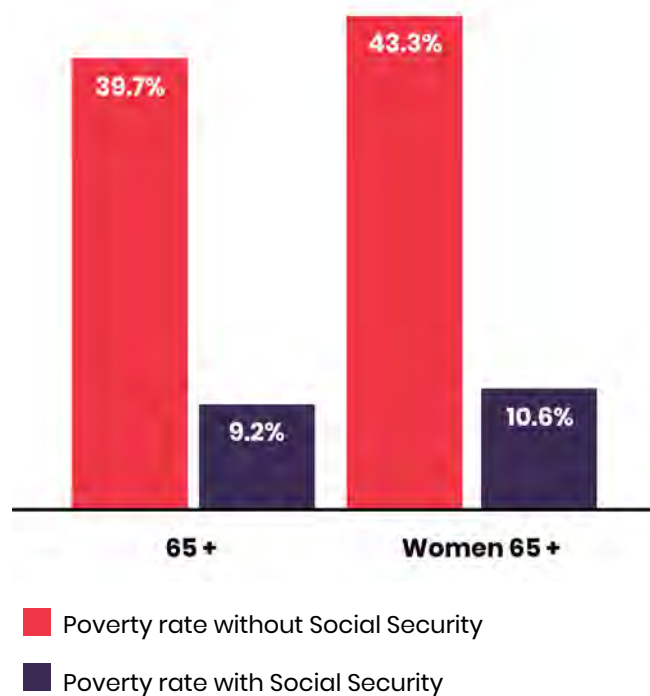
- Social Security provided benefits to 584 Northern Mariana Islands children in 2017, 1 in 5 (19.8 percent) Northern Mariana Islands beneficiaries [Figure 2].²⁹

Social Security Works for Immigrants

- Social Security is critical for immigrants, of whom 7 in 10 (71.4 percent) are Latino or Asian American in 2017.³⁰
- New immigrants tend to have lower career earnings, so Social Security is likely to be a larger source of retirement income for them. Nationwide, the median household income of foreign-born residents was \$56,743 in 2017, 6.7

Figure 3

POVERTY RATE FOR BENEFICIARIES 65 AND OLDER WITH AND WITHOUT SOCIAL SECURITY, 2016–2017



Source: Center on Budget and Policy Priorities, 2018

percent lower than the median for native-born Americans, which was \$60,786.³¹

- Social Security is a lifeline for older workers who have serious health problems, difficult jobs or major work disabilities, among whom immigrants are disproportionately represented.³² Nearly half (46.6 percent) of immigrant workers aged 58 or older work in physically demanding jobs or difficult conditions, compared with nearly one-third (32.7 percent) of native-born workers.³³
- The 2019 Social Security Trustees Report notes that an increase in the “average annual total net immigration by 100,000 persons improves the long-range actuarial balance by about 0.07 percent of taxable payroll.” If immigration were doubled, Social Security would gain around \$5 trillion over the next 75 years.³⁴

Social Security Works for Same-Sex Couples and Their Families

Since the U.S. Supreme Court affirmed the constitutional right of same-sex couples to marry (*Obergefell v. Hodges* in 2015), married same-sex couples and their families in every state have been able to claim the same spousal, survivor, and dependent child benefits guaranteed to all other married couples and their families.³⁸ Social Security's crucial protections benefit thousands of Americans, including:

- The 486,000 same-sex couples who are currently married under state law,³⁹
- The estimated 210,000 children being reared by same-sex couples.⁴⁰

Social Security's Services to Northern Mariana Islanders are Under Threat

Social Security is the nation's most efficiently managed retirement, disability, and life-insurance system, with administrative expenses accounting for less than one penny of every dollar spent.³⁵ As the population ages, the demand on its services continues to grow. Yet, over the past eight years, the Social Security Administration's (SSA's) operating budget has shrunk by 9 percent (after adjusting for inflation), due to Congressional budget cuts, while the agency's workloads have risen to record highs. Since 2000, SSA has consolidated or closed nearly 125 field offices. From September 2010 to March 2018, SSA has lost 12 percent of its staff.³⁶ All Northern Mariana Islands residents and Social Security beneficiaries utilize and benefit from SSA's services, many at critical moments in their lives when dependable and easily accessible in-person service is especially important. SSA's budget cuts, which have already resulted in office closings, reduced hours at remaining offices, and staff reductions, are greatly harmful to Social Security beneficiaries nationwide and in the Northern Mariana Islands.

- From FY 2011 to June 30th, 2016, SSA has lost 2



employees in the Northern Mariana Islands.³⁷

Not only are these budget cuts harmful to Northern Mariana Islands residents and Social Security beneficiaries who depend on SSA's many in-person services, they are unnecessary and wrong. Unlike most government programs, Social Security is entirely self-funded, and contributes nothing to the federal debt. Its administrative expenses, which are modest by any standard, are paid directly by its dedicated revenues, primarily Social Security contributions paid by workers and matched by their employers.

Congress does not appropriate money for Social Security. It simply limits how much of Social Security's surplus SSA may spend. Those Congressionally-imposed limitations do nothing to reduce the federal debt and only hamper SSA's ability to meet its growing workload and provide the services all Northern Mariana Islands beneficiaries deserve—and have paid for. Instead of continuing to reduce SSA's operating budget, lawmakers should ensure that Northern Mariana Islands residents and Social Security beneficiaries have access to conveniently located and adequately staffed field offices. This will ensure that they can continue to receive SSA's vital services in the world-class manner they have paid for.

RUBY, ARIZONA

I was born when Franklin Delano Roosevelt was elected into office in 1932, and three short years later he signed Social Security into law. I am retired now, so Social Security affects my life that way, but it also affected my life, and my children's lives, through survivors' benefits because we received benefits after their father died prematurely. It was a hunting accident. A guy across the hill from him shot, and my husband was hit, so I was left with the five kids.

It was such a shock that I didn't really know what I was going to do. It was really difficult. I got to the point where for three months, I could barely do anything and I finally had to go to the doctor. I could barely put one foot in front of me to physically walk to the doctor's office.

I don't know what I would have done without Social Security. When I went to work, I only earned one dollar thirty cents an hour. It was tough but it was workable. Without Social Security I don't know how it would have been.

Social Security is Fiscally Responsible and Affordable

Indeed, it is only because Social Security is required to project its finances 75 years into the future—an extremely long projection period by virtually any measure—that we even know about its modest long-term projected shortfall.⁴³ These long-range projections are reported annually by Social Security's team of actuaries and signed by its trustees—the secretaries of the Treasury, Health and Human Services, and Labor, the Commissioner of Social Security, and two Public Trustees nominated by the President and confirmed by the Senate. The 2019 report projects that Social Security can pay all benefits in full and

SUSIE, NORTH DAKOTA

Susie worked with her husband in their family shoe store for more than 22 years.

"That's how we made our living," she says. "We made about \$100,000 a year during good years. It wasn't all profit, we also had expenses but we got by." And even though her husband passed away 19 years ago, she's reminded of their sacrifices and successes when she receives her earned Social Security and Medicare.

She began work as a waitress at 14 years old in tiny Reeder, North Dakota. From there she maintained a series of jobs including later on, at her own shoe store. Today, she receives about \$700 a month from Social Security along with support from Medicare. Even in Dickinson, the money doesn't go far. "I'm on both Medicare and Social Security, and together they pay less than I earned when I worked," Susie says.

At 68 years old, Susie has the benefit of hindsight when she surveys her life and the lives of other seniors. When asked how she feels about some who say seniors could afford to get by on \$50 less each month if Social Security were cut, she has a stark reminder for younger generations: "Yes, \$50 is a big deal! That means that I will have to drastically cut my food budget. It's already being cut as we speak. I don't even do entertainment out of the house anymore, because I can't afford it. My way of living has been reduced dramatically."

on time for 16 years.⁴⁴ After that, even without Congressional action, it could still pay 80 cents of every dollar of earned benefits.⁴⁵


Social Security's projected shortfall is incredibly modest as a share of our nation's economy. Even

with the retirement of the baby boomers, Social Security's costs are projected to go from their current level of 4.9 percent of gross domestic product (GDP) to just 5.9 percent in 2040, after which they are projected to fall and then rise again gradually to 6 percent in 2070.⁴⁶ The cost of bringing Social Security into actuarial balance is equal to roughly 1.0 percent of GDP.⁴⁷ This increase in Social Security spending is significantly less, as a percentage of GDP, than the increase in spending on public education that occurred when the boomers were children.⁴⁸

Middle-Aged and Young Workers Face A Looming Retirement Income Crisis

Americans face a growing retirement income crisis. Stagnating wages, growing inequality, disappearance of traditional employer-sponsored pensions, and a failing 401(k) retirement system make it more and more difficult for working persons to adequately prepare for retirement. The typical household nearing retirement has only \$17,000 in retirement savings!⁴⁹ Social Security's modest benefits are the most important, and in some cases, the only source of income for many retirees. Under current conditions, it is estimated that half (50 percent) of today's working Americans will be unable to maintain their standard of living in retirement – 48 percent of White households, 54 percent of Black households and 61 percent of Hispanic households. When anticipated health and long-term care costs are taken into account, roughly two-thirds of working-age households are at risk.⁵⁰

This risk is likely to grow, given the demographic trends in the workforce today. By 2060, the nation's demographics are projected to be majority-minority, with over half (56 percent) of Americans identifying as Hispanic and/or non-White.⁵¹ Although this diversity is a testament to our nation's ongoing progress, these trends indicate that the retirement income crisis could be even greater for future generations. Black and Hispanic households have lower incomes



and significantly lower savings than White, non-Hispanic households. And these households rely even more on their Social Security benefits in retirement—Social Security benefits represent 90 percent or more of the incomes of over 2 in 5 (45.2 percent) Black beneficiaries, and over half (52.2 percent) of Hispanic beneficiaries ages 65 and older.⁵²

Many young workers are burdened by student debt. Today's youngest workers, Generation Z, are the most highly educated in our history.⁵³ But while the importance of attaining a college degree has grown, the cost of doing so has more than doubled,⁵⁴ leaving workers with student loan debt that follows many into retirement.⁵⁵

Today, Social Security prevents millions of Americans from falling into poverty. It provides a basic foundation for retirement security that protects millions more – low-, middle- and even higher-income -- from experiencing dramatic declines in their standard of living during their retirement. Even so, many retirees remain at economic risk and more than half of all working

Americans are barreling towards a personal retirement income crisis.

To keep pace with growing costs, Social Security benefits are adjusted to keep pace with inflation, but these adjustments do not take into account the high health care costs faced by seniors and people with disabilities. As a result, average out-of-pocket health care spending for Medicare beneficiaries is projected to rise as a share of the average Social Security check, all the way from 41 percent in 2013 to 50 percent in 2030.⁵⁶ This means that Social Security benefits are failing to meet the needs of those who rely on them most—and for many, they are actually eroding in value.

That's why, as important as Social Security's modest protections are today, they will become even more vital in the years to come. That's why benefits must be expanded for all current and future beneficiaries.

Rising Inequality Calls for Expanding Benefits and Requiring Wealthiest to Pay Their Fair Share

Social Security has been critical to the creation of a thriving middle class. That landmark achievement is now jeopardized by growing income and wealth inequality. While incomes from earnings and investments at the top have skyrocketed in recent decades, average wages have stagnated: today's real average wage has only about the same purchasing power it did four decades ago.⁵⁷

Social Security's benefit formula is progressive, providing larger payments to those who earn and contribute more, but replacing a higher percentage of wages for those with lower earnings. As the wealthiest nation in the world at the wealthiest moment in our history, we can well afford to expand Social Security.

While 94 percent of covered workers make Social Security contributions on all of their wages, millionaires and billionaires contribute on only

GUS, WISCONSIN

Gus was a “tunnel rat” in Vietnam—one of the volunteer Army infantrymen who specialized in entering the web of narrow tunnels created by the VietCong. The tunnel rats would kill enemy soldiers hiding there and plant explosives to destroy these underground avenues of guerilla warfare.

For his service in this capacity he was awarded the Silver Star, the third highest decoration for valor given by the Army. Sixteen days after he was mustered out of the Army, he returned to his home in Wisconsin—and was in a serious car crash, sustaining a high-level spinal cord injury.

Because his injury was sustained outside military service, he was not eligible for service-connected disability compensation and had to turn to Social Security Disability Insurance. “To put it quite simply,” he says, “SSDI was a life saver.”

the first \$132,900 of their earned income in 2019.⁵⁸ Furthermore, their unearned income—income from investments—is not subject to Social Security contributions. The fact that virtually all aggregate income growth has occurred above the Social Security tax cap has hurt Social Security's finances, and is projected to harm them even more in the coming decades.⁵⁹

In addition to eliminating the cap on wages subject to Social Security contributions, we should also incorporate high earners' investment income into Social Security, as we already do with Medicare. We should also consider introducing new dedicated sources of progressive revenue, given the upward redistribution of income and wealth over the last few decades.

For example, dedicating revenue from our most

progressive tax—the federal estate tax—to our Social Security system would help to reduce income and wealth inequality while providing revenue to expand benefits. This is not a novel proposal; indeed, the idea of a system of social insurance benefits financed by a tax on inherited wealth was proposed over two centuries ago by one of our nation’s Founding Fathers, Thomas Paine.⁶⁰

These improvements would ensure that high earners make contributions on all of their incomes, as the vast majority of Americans already do, and require them to pay their fair share. These reforms would eliminate Social Security’s projected shortfall entirely, while providing enough revenue to expand benefits as well.⁶¹

Social Security is the strongest and most important resource Americans have against challenges to their economic security resulting from retirement, disability, or death. To ensure that it can continue to meet these challenges in the 21st century and beyond, its benefits must be expanded. When it comes to Social Security, we should not be asking ourselves if we can afford to increase our economic security in the 21st century. Rather, we should be asking how we can afford to do otherwise.

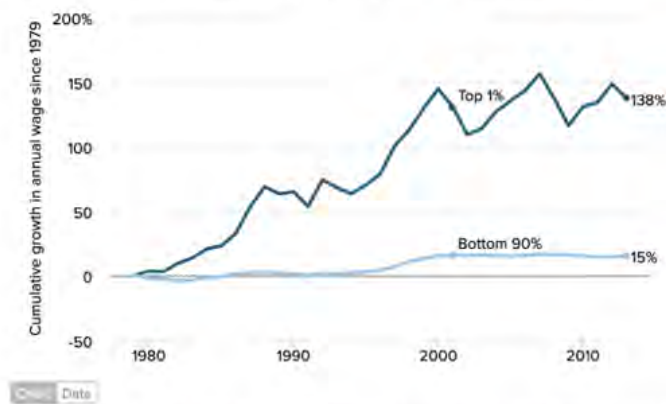
MIKE, OHIO

Mike was a small business owner. He had his own home construction business. While on vacation in the Bahamas, he suffered a massive stroke. He was only 60 years old. Although he did receive some initial medical attention in the Bahamas, his family, through the help of friends, was able to charter a plane to bring him back to the States for treatment.

His stroke left him paralyzed on his right side and with aphasia, which means he could understand, but not speak. While most SSDI cases take a couple of years to get approval, Mike’s case was so compelling, he was approved immediately. In the seven years since his accident, Mike has managed to go through his IRA, which he used to pay for unexpected medical expenses. If he did not have SSDI and now his Social Security retirement benefit, his family does not know what he would have done.

When it comes to the pace of annual pay increases, the top 1% wage grew 138% since 1979, while wages for the bottom 90% grew 15%

Cumulative change in real annual wages, by wage group, 1979–2013



Source: EPI analysis of data from Kopczuk, Saez, and Song (2010) and Social Security Administration wage statistics

Reproduced from Figure F in *Raising America's Pay: Why It's Our Central Economic Policy Challenge*

Conclusion: Social Security Protections Should Be Expanded, Not Cut

We built our Social Security system because it is the fairest, most efficient, universal, and secure way for Americans to maintain their standards of living when wages are lost due to death, disability, or old age.

Without Social Security, the retirement security crisis facing today's workers would be even worse. Social Security is the foundation of financial stability in times of lost wages, and it works extremely well. No one is invulnerable to the risks of becoming disabled, dying young, or experiencing poor health in old age. Social Security protects all Americans from these risks. It will be even more important to future generations of retirees—today's middle-aged and younger workers.

Like our highway system, Social Security holds our nation together. It is fundamental to our family and community life. It supports our national and local economies. Social Security builds on, reinforces, and reflects what is best about our nation—commitment to hard work; taking responsibility to care for our parents, children, other family, neighbors and selves; promoting the dignity of all persons throughout

their lives; and sharing the burdens and bounty of our great nation.

We are much wealthier as a nation than we were when Social Security was first built, and in the years when its protections were extended and improved. Now it is our turn to maintain and improve it for ourselves and for those who follow. To build our own legacy for our nation's children and grandchildren so that when they become workers, they will have the economic security that Social Security provides.

The solution is clear – it is time to expand on what works. We must expand Social Security in order to improve economic security for all Americans in an era of stagnating wages and growing inequality.

At base, this is about what kind of nation we want to live in and leave for the generations to come. Today's workers have a stake in preserving and expanding Social Security for themselves, their families, and their children and grandchildren. And politicians have the opportunity to maintain, improve and pass on Social Security's vital benefits for future generations, just as our previous leaders and legislators have done for us.



Appendix

Appendix 1: Social Security Works for the Northern Mariana Islands's Congressional District

Beneficiary Type	Number of Beneficiaries
Retired Workers	1,812
Disabled Workers	235
Widow(er)s	310
Spouses	137
Children	562

Source: Social Security Administration, 2019

Endnotes

- 1 The committee described this figure as “a conservative estimate.” Committee on Economic Security, “Report of the Committee on Economic Security,” January 15, 1935. <http://www.ssa.gov/history/reports/ces5.html>
- 2 Virginia P. Reno and Benjamin Veghte, “Economic Status of the Elderly in the United States,” National Academy of Social Insurance, September 2010. <http://www.nasi.org/sites/default/files/research/Economic%20Status%20of%20the%20Elderly%20in%20the%20United%20States.pdf>. Poverty figures in this report are based on the official poverty measure. Since 2010 the Census has also been tracking an updated poverty measure, the Supplemental Poverty Measure (SPM), based on a recommendation from the National Academy of Sciences. The SPM measures poverty in terms of thresholds based on the actual cost of living, which varies by household size and expenses. In large part because of seniors’ high out-of-pocket health care costs, it reports substantially higher poverty levels for seniors than does the official poverty measure. U.S. Census Bureau (Kathleen Short), *The Research Supplemental Poverty Measure: 2011*, November 2012. https://www.census.gov/hhes/povmeas/methodology/supplemental/research/Short_ResearchSPM2011.pdf
- 3 Gary V. Engelhardt and Jonathan Gruber, “Social Security and the Evolution of Elderly Poverty,” National Bureau of Economic Research Working Paper No. 10466, May 2004. <http://www.nber.org/papers/w10466>
- 4 Total annual benefits and total beneficiaries: *2019 Social Security Trustees Report* <https://www.ssa.gov/OACT/TR/2019/tr2019.pdf>; Total U.S. population 2018: U.S. Census Bureau, “Annual Estimates of the Resident Population for Selected Age Groups by Sex for the United States, States, Counties and Puerto Rico Commonwealth and Municipios: April 1, 2010 to July 1, 2018,” *2018 Population Estimates*, 2019. <http://factfinder2.census.gov/>; Number of households with Social Security income: The term “households” as it is used here refers to households reporting income in the past 12 months. Households receiving Social Security benefits are those households listed as receiving “Social Security income.” U.S. Census Bureau, 2017 American Community Survey 1-Year Estimates, “Selected Population Profile in the United States,” 2018. <http://factfinder2.census.gov/>
- 5 Calculated by subtracting number of beneficiaries 65 and older from total beneficiaries. SSA, *ibid.*, “Table 5.J3—Number and total monthly benefits for beneficiaries aged 65 or older, by state or other area and sex, December 2017.”
- 6 Congressional Research Service (CRS) (Thomas Gabe), “Social Security’s Effect on Child Poverty,” January 23, 2015. <http://www.pennyhill.com/jmsfileseller/docs/RL33289.pdf>
- 7 SSA, *ibid.*, 2018, “Table 5.F4—Number of children and total monthly benefits, by type of benefit, December 1940–2017, selected years,” accessed June 4, 2019. <https://www.ssa.gov/policy/docs/statcomps/supplement/2018/5f.pdf> Disabled children may receive benefits indefinitely as long as the disability was incurred before reaching age 22.
- 8 The federal poverty guideline for an individual in 2017 was \$12,060. Average annual benefit for 2017 found by multiplying December 2017 monthly benefit by 12. SSA, “Table 5.A1—Number and average monthly benefit, by type of benefit and sex, December 2017,” May 2019. <https://www.ssa.gov/policy/docs/statcomps/supplement/2018/5a.pdf>. Federal poverty guidelines from U.S. Department of Health and Human Services, “2017 Poverty Guidelines.” <https://aspe.hhs.gov/2017-poverty-guidelines>
- 9 SSA, *Fact Sheet*, <https://www.ssa.gov/news/press/factsheets/basicfact-alt.pdf>, accessed June 4, 2019.
- 10 Kathleen Romig, “Social Security Lifts More Americans Above Poverty Than Any Other Program,” Center on Budget and Policy Priorities, updated July 19, 2019. <https://www.cbpp.org/research/social-security/social-security-lifts-more-americans-above-poverty-than-any-other-program>
- 11 SSA (Michelle Stegman Bailey and Jeffrey Hemmeter), “Characteristics of Noninstitutionalized DI and SSI Program Participants, 2013 Update,” SSA, Research and Statistics Note 2015–02, September 2015, Table 2. <https://www.ssa.gov/policy/docs/rsnotes/rsn2015-02.html>
- 12 Stegman and Hemmeter, *ibid.*, Table 5.
- 13 Bureau of Labor Statistics, “Employee Benefit Survey,” March 2018, table 16. <https://www.bls.gov/>

[ncs/ebs/benefits/2018/ownership/civilian/table16a.pdf](https://www.ssa.gov/ebs/benefits/2018/ownership/civilian/table16a.pdf)

14 The \$631,000 value of disability benefits includes \$443,000 of Disability Insurance benefits, and \$189,000 of Old-Age and Survivors Insurance benefits once the disabled worker reaches the full retirement age. SSA, “The Present Value of Expected Lifetime Benefits for a Hypothetical Worker Dying or Becoming Disabled at Age 30,” Unpublished Memorandum from Michael Clingman, Kyle Burkhalter, and Chris Chaplain, Actuaries, to Alice H. Wade, Deputy Chief Actuary, November 5, 2014.

15 SSA, “Estimated Number of Fully Insured Workers, by Age Group and Sex, on December 31, 1969–2019.” <http://www.ssa.gov/OACT/STATS/table4c2FI.html> (accessed June 4, 2019).

16 SSA Office of the Chief Actuary (Johanna Maleh, FSA, and Tiffany Bosley, FSA), “Disability and Death Probability Rates for Insured Workers Born in 1998,” Actuarial Note 2018.6, August 2018. <https://www.ssa.gov/oact/NOTES/ran6/an2018-6.pdf>

17 Total beneficiaries from SSA, *Annual Statistical Supplement, 2018*, “Table 5.J2—Number, by state or other area, program, and type of benefit, December 2017,” May 2019. <http://www.ssa.gov/policy/docs/statcomps/supplement/>.

18 Total annual benefits from SSA, *Annual Statistical Supplement, 2018*, “Table 5.J1—Estimated total annual benefits paid, by state or other area and program, 2017 (in millions of dollars),” May 2019. <http://www.ssa.gov/policy/docs/statcomps/supplement/>.

19 Average benefit found by dividing total spending by total beneficiaries. Total annual benefits from Social Security Administration (SSA), *Annual Statistical Supplement, 2018*, “Table 5.J1—Estimated total annual benefits paid, by state or other area and program, 2017 (in millions of dollars),” May 2019. <http://www.ssa.gov/policy/docs/statcomps/supplement/>. Total beneficiaries from SSA, *ibid.*, “Table 5.J2—Number, by state or other area, program, and type of benefit, December 2017,” May 2019. <http://www.ssa.gov/policy/docs/statcomps/supplement/>.

20 For the purposes of this report, “seniors” describes individuals aged 65 or older.

21 SSA, *ibid.*, “Table 5.J2—Number, by state or other area, program, and type of benefit, December 2017,” May 2019. <http://www.ssa.gov/policy/docs/statcomps/supplement/>.

22 For the purposes of this analysis, “typical” is used to describe the “median” benefit. Monthly median benefit multiplied by 12 to calculate annual figure. SSA, *ibid.*, “Table 5.J6—Percentage distribution of monthly benefit for retired workers, by state or other area and monthly benefit, December 2017,” May 2019. <http://www.ssa.gov/policy/docs/statcomps/supplement/>.

23 Total spouses receiving benefits calculated by adding number of spouses of retired workers to number of spouses of disabled workers. SSA, *ibid.*, “Table 5.J2—Number, by state or other area, program, and type of benefit, December 2017,” May 2019. <http://www.ssa.gov/policy/docs/statcomps/supplement/>.

24 SSA, *ibid.*, “Table 5.J2—Number, by state or other area, program, and type of benefit, December 2017,” May 2019. <http://www.ssa.gov/policy/docs/statcomps/supplement/>.

25 Monthly median benefit multiplied by 12 to calculate annual figure. SSA, *ibid.*, “Table 5.J9—Percentage distribution of nondisabled widow(er)s, by state or other area and monthly benefit, December 2017,” May 2019. <http://www.ssa.gov/policy/docs/statcomps/supplement/>.

26 The data here are for disabled workers receiving disability benefits. It does not include those disabled workers and “disabled adult children” who receive old-age (retirement) or survivors benefits. In this report, any use of the term “disabled worker” will refer only to those disabled workers receiving disability benefits.

27 SSA, *ibid.*, “Table 5.J2—Number, by state or other area, program, and type of benefit, December 2017,” May 2019. <http://www.ssa.gov/policy/docs/statcomps/supplement/>.

28 Monthly median benefit multiplied by 12 to calculate annual figure. SSA, *ibid.*, “Table 5.J8—Percentage distribution of disabled workers, by state or other area and monthly benefit, December 2017,” May 2019. <http://www.ssa.gov/policy/docs/statcomps/supplement/>.

29 SSA, *Annual Statistical Supplement, 2018*, “Table 5.J10—Number of children, by state or other area and type of benefit, December 2017,” May 2019. <http://www.ssa.gov/policy/docs/statcomps/supplement/>; includes beneficiaries who continue to receive child benefits after age 19 as a consequence of becoming disabled.

30 Latino and Asian American status are defined here by self-identification, not nativity, and “immigrants” refers to foreign-born residents of the United States. U.S. Census Bureau, *American*

Community Survey 2017, 1-Year Estimates, “Selected Characteristics of the Native and Foreign-Born Populations,” 2017. <https://data.census.gov/cedsci/>.

31 U.S. Census Bureau, *American Community Survey 2017, 1-Year Estimates*, “Selected Characteristics of the Native and Foreign-Born Populations,” 2018. <https://data.census.gov/cedsci/>

32 Slightly over a third (35 percent) of workers who retired earlier than expected in 2019 cited a health problem or disability as the cause. Employee Benefit Research Institute (EBRI), “2019 Retirement Confidence Survey Fact Summary Report,” Figure 28: 4 in 10 retirees retired earlier than planned—most often due to changes at their company or a health problem or disability. April 23, 2019, p. 37. https://www.ebri.org/docs/default-source/rcs/2019-rcs/2019-rcs-short-report.pdf?sfvrsn=85543f2f_4

33 Cherie Bucknor and Dean Baker, “Still Working Hard: An Update on the Share of Older Workers in Physically Demanding Jobs,” Center for Economic and Policy Research, March 2016. <http://cepr.net/images/stories/reports/still-working-hard-2016-03.pdf>

34 Social Security Trustees, *2019 Social Security Trustees Report*, April 2019. <https://www.ssa.gov/OACT/TR/2019/>; Social Security Works, “Donald Trump’s Decision to End Deferred Action for Childhood Arrivals (“DACA”) and His Other Anti-Immigrant Policies Hurt Social Security Enormously,” September 2017, <https://socialsecurityworks.org/wp-content/uploads/2017/09/DACA-Fact-Sheet-UPDATED.pdf>

35 Administrative expenses accounted for about 0.7 percent of total program expenditures in 2018. Social Security Trustees, *2019 Social Security Trustees Report*, April 2019. <https://www.ssa.gov/oact/TR/2019/tr2019.pdf>

36 Kathleen Romig, “SSA Staffing Shortage Hurts Hard-Working Americans,” Center on Budget and Policy Priorities, August 29, 2018. <https://www.cbpp.org/blog/ssa-staffing-shortage-hurts-hard-working-americans>; Patricia Sullivan, “One out of 10 Social Security offices has closed since 2000. Seniors and politicians want to know why,” Washington Post, May 6, 2018. https://www.washingtonpost.com/local/virginia-politics/one-out-of-10-social-security-offices-has-closed-since-2000-seniors-and-politicians-want-to-know-why/2018/05/06/dfa2f6aa-4ef8-11e8-b725-92c89fe3ca4c_story.html?noredirect=on&utm_term=.06319bc49557

37 Unpublished data from SSA, provided to Social Security Works by CBPP.

38 Prior to the Supreme Court’s June 26, 2015 ruling, same-sex couples who were legally married, but living in a state that did not legally recognize gay marriage, could not receive Social Security spousal and dependent child benefits. Following the ruling, on July 9, 2015, the Department of Justice announced that married same-sex couples in every state could begin receiving these and other federal marriage benefits. Department of Justice, “Attorney General Lynch Announces Federal Marriage Benefits Available to Same-Sex Couples Nationwide,” July 9, 2015. <http://www.justice.gov/opa/pr/attorney-general-lynch-announces-federal-marriage-benefits-available-same-sex-couples>

39 Gary J. Gates and Taylor N. T. Brown, “Marriage and Same-sex Couples after Obergefell,” The Williams Institute, November 2015. <http://williamsinstitute.law.ucla.edu/wp-content/uploads/Marriage-and-Same-sex-Couples-after-Obergefell-November-2015.pdf> Lauren Jow, “UCLA’s Williams Institute research played role in historic same-sex marriage decision,” UCLA Newsroom, June 26, 2015. <http://newsroom.ucla.edu/stories/ucla-s-williams-institute-research-played-role-in-historic-same-sex-marriage-decision>

40 Lauren Jow, “UCLA’s Williams Institute research played role in historic same-sex marriage decision,” UCLA Newsroom, June 26, 2015. <http://newsroom.ucla.edu/stories/ucla-s-williams-institute-research-played-role-in-historic-same-sex-marriage-decision>

41 Social Security does not contribute to the deficit, because benefits can only be paid from revenue collected by the Social Security trust funds—the Old-Age and Survivors Insurance (OASI) trust fund and Disability Insurance (DI) trust fund—which are completely separate from the general budget. Social Security Trustees, *2019 Social Security Trustees Report*, April 2019, Table II.B1. https://www.ssa.gov/OACT/TR/2019/II_B_cyoper.html#96807. The trust funds do not have borrowing authority, and therefore cannot deficit-spend. In the event that trust fund revenues fall short of what is needed to pay 100 percent of benefits, then, by law, benefits could not be paid in full and on time. That is why, if Congress does nothing to shore up the program’s finances by 2035, Social Security will only have sufficient revenue to pay about four-fifths of scheduled benefits through 2090. This modest funding shortfall is often cited as evidence that the program is financially unsustainable, or

“in deficit.” In fact, it is just the opposite: it attests to Social Security’s self-sustaining funding structure that bars it from deficit-spending or borrowing from the general budget in any way.

42 White House, Office of Management and Budget, *Table 1.1 Summary of Receipts, Outlays and Surpluses or Deficits: 1789–2024*, accessed June 5, 2019. <http://www.whitehouse.gov/omb/budget/Historicals>

43 Social Security Works, “Ensuring Social Security Is in Long-Term Actuarial Balance,” July 2015. <http://www.socialsecurityworks.org/wp-content/uploads/2016/05/7-17-15-valuation-period-fact-sheet-7-16-15-11c.pdf>

44 Social Security Trustees, *2019 Social Security Trustees Report*, April 2019. <https://www.ssa.gov/OACT/TR/2019/>

45 Social Security Trustees, *ibid.*

46 Social Security Trustees, *ibid.*, “Table VI.G4.—OASDI and HI Annual and Summarized Income, Cost, and Balance as a Percentage of GDP, Calendar Years 2019–95.”

47 Social Security Trustees, *ibid.*

48 National Academy of Social Insurance (NASI) (Janice M. Gregory, Thomas N. Bethell, Virginia P. Reno and Benjamin W. Veghte), “Strengthening Social Security for the Long Run,” November 2010, p. 7. http://www.nasi.org/sites/default/files/research/SS_Brief_035.pdf

49 Monique Morrissey, “The State of American Retirement: How 401(k)s have failed most American workers,” Economic Policy Institute, March 3, 2016. <https://www.epi.org/publication/retirement-in-america/#charts>

50 This is a conservative estimate. The Center for Retirement Research at Boston College estimated that in 2006, just before the Great Recession, 44 percent of working-age households would be at risk of downward social mobility in retirement, but this percentage rose to 61 percent when health care costs were included, and to 64 percent when long-term care costs were counted—an additional 21 percent. In its 2016 estimate, which projected that 50 percent of households were at-risk of not being able to maintain their living standards in retirement, the Center did not include an estimate of the additional share of households that would be at risk if health and long-term care costs were taken into account. If this additional share were equivalent to the 21 percent it amounted to in 2006, then more than 7 in 10 households would be at risk after taking into account health and long-term care costs. Alicia Munnell et al., “Health Care Costs Drive Up the National Retirement Risk Index,” no. 8-3, Center for Retirement Research at Boston College, (February 2008). http://crr.bc.edu/wp-content/uploads/2008/02/ib_8-3.pdf; Munnell et al., “National Retirement Risk Index Shows Modest Improvement in 2016,” no. 18-1, Center for Retirement Research at Boston College, January 2018. https://crr.bc.edu/wp-content/uploads/2017/12/IB_18-1.pdf.

51 Sandra L. Colby and Jennifer M. Ortman, “Projections of the Size and Composition of the U.S. Population: 2014 to 2060,” U.S. Census Bureau, March 2015. <https://www.census.gov/content/dam/Census/library/publications/2015/demo/p25-1143.pdf>

52 SSA, *Income of the Population 55 or Older, 2014*, Table 9.A3, April 2016. http://www.ssa.gov/policy/docs/statcomps/income_pop55/2014/sect09.html

53 Richard Fry and Kim Parker, “Early Benchmarks Show ‘Post-Millennials’ on Track to be Most Diverse, Best-Educated Generation Yet,” Pew Research Center, November 2018. <https://www.pewsocialtrends.org/2018/11/15/early-benchmarks-show-post-millennials-on-track-to-be-most-diverse-best-educated-generation-yet/>

54 National Center for Education Statistics, “Fast Facts: Tuition Costs of Colleges and Universities,” accessed June 5, 2019. <https://nces.ed.gov/fastfacts/display.asp?id=76>

55 In fiscal year 2015, over 170,000 Social Security beneficiaries had their benefits garnished to pay off educational debts, including 38,000 seniors. Government Accountability Office, “Social Security Offsets: Improvements to Program Design Could Better Assist Older Student Loan Borrowers with Obtaining Permitted Relief,” Figure 14: Number of Borrowers with Social Security Offsets for Federal Student, December 2016. <https://www.gao.gov/assets/690/681722.pdf>

56 Juliette Cubanski, Tricia Neuman, Anthony Damico, and Karen Smith, “Medicare Beneficiaries’ Out-of-Pocket Health Care Spending as a Share of Income Now and Projections for the Future,” Kaiser Family Foundation, January 26, 2018. <https://www.kff.org/medicare/report/medicare-beneficiaries-out-of-pocket-health-care-spending-as-a-share-of-income-now-and-projections->

for-the-future/

57 Drew DeSilver, "For most U.S. workers, real wages have barely budged in decades," Pew Research Center, August 7, 2018. <https://www.pewresearch.org/fact-tank/2018/08/07/for-most-us-workers-real-wages-have-barely-budged-for-decades/>

58 SSA, *Annual Statistical Supplement, 2018*, "Table 4.B4—Percentage of workers with earnings below annual maximum taxable, by sex, selected years 1937–2013," May 2019. <https://www.ssa.gov/policy/docs/statcomps/supplement/2018/4b.pdf>; SSA, "Benefits Planner: Maximum Taxable Earnings," accessed June 6, 2019. <http://www.ssa.gov/planners/maxtax.htm>

59 Congressional Budget Office, "The 2018 Long-Term Budget Outlook," June 26, 2018, p. 122. <https://www.cbo.gov/publication/53919>

60 Thomas Paine, *Agrarian Justice: With a new Foreword by Nancy J. Altman*, "Social Security, Thomas Paine, and the Spirit of America", 2015. <http://amzn.to/1IAjuhT>

61 Nancy Altman, "A Huge Step Forward in the Quest to Expand Social Security," Forbes, January 30, 2019. <https://www.forbes.com/sites/nancyaltman/2019/01/30/a-huge-step-forward-in-the-quest-to-expand-social-security/#69c9a95c6849>

Key Facts About Social Security in the Northern Mariana Islands

Social Security Works for the Northern Mariana Islands's Residents and Economy

- Social Security provided benefits to 2,955 Northern Mariana Islanders in 2017.
- Northern Mariana Islanders received Social Security benefits totaling \$24.0 million in 2017.
- The average Social Security benefit in the Northern Mariana Islands was \$14,118 in 2017.

Social Security Works for the Northern Mariana Islands's Seniors

- Social Security provided benefits to 1,693 Northern Mariana Islands retired workers in 2017, 3 in 5 (57.3 percent) beneficiaries.

Social Security Works for the Northern Mariana Islands's Workers with Disabilities

- Social Security provided disability benefits to 234 workers in 2017, 1 in 13 (7.9 percent) Northern Mariana Islands beneficiaries.

Social Security Works for the Northern Mariana Islands's Children

- Social Security provided benefits to 584 Northern Mariana Islands children in 2017, 1 in 5 (19.8 percent) Northern Mariana Islands beneficiaries.